

CARBURETOR CALIBRATION KITS

All calibration kits include an assortment of metering rods and jets, one pair of metering rod retaining springs and a complete assortment of step-up springs (except Calibration Kit #1485 which is designed for a specific application).



Carburetor Calibration Kit #1479



Checking float level with a 7/16" drill bit



Metering rods can be changed without removing the lid from the carburetor



Performer Series carb featuring a Pro-Flo chrome air cleaner #1221

Performer Series Carbs^(A)

Calibration Kit for #1403 and #1404.....#1486	
Metering Rods (Pair)	Metering Jets (Pair)
.057 x .049	.083
.062 x .052	.089
.063 x .047	.092
.067 x .055	.098
.068 x .052	

Calibration Kit for #1405.....#1479	
Metering Rods (Pair)	Metering Jets (Pair)
.068 x .042	.089
.068 x .052	.092
.070 x .052	.098
.073 x .047	.101
.073 x .052	.104
.075 x .047	

Calibration Kit for #1406.....#1487	
Metering Rods (Pair)	Metering Jets (2 Pair)
.070 x .037	.095
.073 x .042	.098
.073 x .047	.101

Calibration Kit for #1409 <i>(on 4.3L 90° V6 with Performer manifold #2111 & #2114)</i>#1485	
Metering Rods (Pair)	Metering Jets (Pair)
.068 x .057	.089

Calibration Kit for #1409#1488	
Metering Rods (Pair)	Metering Jets (Pair)
.063 x .047	.092
.065 x .052	.095
.070 x .047	.098
.070 x .052	.101
.073 x .047	.104

Calibration Kit for #1407, #1410, #1412 and #1413.....#1480	
Metering Rods (Pair)	Metering Jets (Pair)
.065 x .037	.101
.065 x .047	.104
.068 x .047	.107
.073 x .047	.110
.073 x .052	.113
	.116

Calibration Kit for #1411#1489	
Metering Rods (Pair)	Metering Jets (Pair)
.070 x .042	.104
.073 x .037	.107
.073 x .042	.110
.075 x .037	.113

Thunder Series AVS Carbs^(A)

Calibration Kit for #1801 and #1802.....#1486	
Metering Rods (Pair)	Metering Jets (Pair)
.057 x .049	.083
.062 x .052	.089
.063 x .047	.092
.067 x .055	.098
.068 x .052	

Calibration Kit for #1803 and #1804 when used in SINGLE CARB APPLICATIONS ONLY#1486	
Metering Rods (Pair)	Metering Jets (Pair)
.057 x .049	.083
.062 x .052	.089
.063 x .047	.092
.067 x .055	.098
.068 x .052	

Calibration Kit for #1805 & #1806.....#1840	
Metering Rods (Pair)	Metering Jets (Pair)
.065 x .037	.092
.065 x .042	.095
.065 x .047	.098
.070 x .047	.101
.070 x .052	.104

Calibration Kit for #1812 & #1813.....#1841	
Metering Rods (Pair)	Metering Jets (Pair)
.063 x .037	.095
.065 x .042	.098
.067 x .049	.104
.070 x .047	.107
.070 x .052	.110
.070 x .057	.116
.073 x .042	

Calibration Kit for #1825 & #1826.....#1842	
Metering Rods (Pair)	Metering Jets (Pair)
.063 x .037	.092
.063 x .047	.095
.067 x .049	.098
.068 x .047	.101
.068 x .052	.104

MATCHING EDELBROCK PARTS

Description	Page No.
Pro-Flo Chrome Air Cleaners.....	193
Elite Series Air Cleaners.....	195
Victor Series Air Cleaners.....	197
Replacement Elements for Air Cleaners..	199

(A) Calibration is the same for EnduraShine carburetors




CARB ACCESSORIES

METERING JETS

These metering jets are designed for use with Edelbrock Performer Series and Thunder Series AVS carburetors only. Do not use with other brands. **Sold in pairs.**

.077.....#1420*	.095.....#1426*	.110.....#1432*
.080.....#1421*	.098.....#1427*	.113.....#1433*
.083.....#1422*	.100.....#1428*	.116.....#1434*
.086.....#1423*	.101.....#1429*	.119.....#1435*
.089.....#1424*	.104.....#1430*	
.092.....#1425*	.107.....#1431*	



Chrysler Throttle Lever #1481



Ford Throttle Lever #1483



METERING RODS

These metering rods are designed for use with Edelbrock Performer Series and Thunder Series AVS carburetors only. Do not use with other brands. **Sold in pairs.**

Cruise/Power	Cruise/Power	Cruise/Power
.057 x .049.....#1437*	.065 x .057.....#1461*	.070 x .052.....#1452*
.058 x .052.....#1438*	.067 x .049.....#1462*	.070 x .057.....#1418*
.060 x .057.....#1440*	.067 x .055.....#1463*	.071 x .047.....#1453*
.062 x .052.....#1441*	.068 x .042.....#1446*	.073 x .037.....#1454*
.063 x .037.....#1442*	.068 x .047.....#1447*	.073 x .042.....#1455*
.063 x .047.....#1443*	.068 x .052.....#1448*	.073 x .047.....#1456*
.065 x .037.....#1444*	.068 x .057.....#1436*	.073 x .052.....#1457*
.065 x .042.....#1416*	.070 x .037.....#1449*	.075 x .037.....#1458*
.065 x .047.....#1445*	.070 x .042.....#1450*	.075 x .042.....#1419*
.065 x .052.....#1460*	.070 x .047.....#1451*	.075 x .047.....#1459*

CHRYSLER AND FORD THROTTLE LEVER ADAPTERS

Throttle Lever Adapter #1481 fits 1966 and later Chryslers. #1483 is for Ford automatic transmission equipped vehicles with cable operated throttle (except A.O.D.). Both accept cruise control. Use with appropriate throttle cable plate when necessary. Available in gold iridited finish to match Edelbrock Performer Series Carbs or black to match Edelbrock Thunder Series AVS Carbs.

	Gold	Black
Chrysler Throttle Lever Adapter (1966 and later)	#1481*	#1843*
Ford Throttle Lever Adapter (1968 and later).....	#1483*	#1844*



Ford Throttle Cable Plate Kits



Dual-Quad Linkage Kit #7094

FORD THROTTLE CABLE PLATE KITS

Repositions stock throttle cable bracket to align with Edelbrock carb throttle arm. Use with Edelbrock Throttle Lever Adapter #1483 and stock throttle cable bracket. Designed for Fords with cable activated throttle and automatic transmission kickdown rod. Available in gold iridited finish to match Edelbrock Performer Series Carbs or black to match Edelbrock Thunder Series AVS Carbs.

	Gold	Black
Ford 289-302	#1490*	#1845*
Ford 351W	#1491*	#1846*
Ford 351M/400.....	#1493*	#1847*
Ford 429-460	#1495*	#1848*

PROGRESSIVE THROTTLE LINKAGE

Designed for use with Edelbrock Dual-Quad manifolds. This linkage kit provides smooth throttle activation using high-quality aluminum, stainless steel and brass parts with spherical rod ends.

Dual-Quad Progressive Linkage Kit.....#7094



Uni-Syn #4025


UNI-SYN® CARBURETOR BALANCING INSTRUMENT

Uni-Syn is a precision instrument which provides a visual method of balancing multiple carburetor setups with a high degree of accuracy. Instructions included.

Uni-Syn "A" (1-bbl. and 2-bbl. with round top; i.e. British S.U. carbs).....	#4025
Uni-Syn "MC" (motorcycle)	#4027
Glass Tube and Indicator Rebuild Kit	#4024

Performer Series & Thunder Series AVS carbs will work with Ford automatic overdrive trans (AOD) when used with Lokar bracket SRK-4000, for more info call (865) 966-2269 or go to www.lokar.com

*Not legal for sale or use on pollution controlled motor vehicles.



Step-Up Spring Assortment #1464

Accelerator Pump Nozzles #1475



Float Kit #1469



Idle Compensator Kit #8059



Chevy Cruise Control #1484



Linkage Kit #1473



Quadrajets Adapter Plate #2696



Carburetor Rebuild Kit #1477



Air/Fuel Monitor #6593

TUNING ACCESSORIES

For Performer Series & Thunder Series AVS Carbs

- Step-Up Spring Assortment** (5 pair).....#1464*
Includes 3" Hg (blue), 4" Hg (yellow), 5" Hg (orange), 7" Hg (pink) and 8" Hg (plain) springs.
- Accelerator Pump Nozzles**#1475*
Includes .024, .033, .043 nozzles and gaskets.
- Off-Road Needles and Seats** (pair)#1465
Includes a pair of spring loaded needles and .0935" seats.
- High Flow Needles and Seats** (pair)#1466*
Includes a pair of needles and .110" seats.
- EGR Adapter**.....#1476
Allows EGR valve to clear #1400 carb on #3701/#3706 manifolds or on OEM with Edelbrock carburetor.
- Electric Choke Kit**.....#1478
Includes all parts necessary to convert #1404, #1405, #1407 and #1412 Edelbrock Performer Series carburetors to electric choke. **Not for Thunder Series AVS carburetors.**
- Choke Cap Kit**.....#1474
Includes choke cap and gasket, 3 screws and 3 locking tabs.
- Chevy/GMC Cruise Control Kit**.....#1484
Required for OEM cruise control hook-up.
- Idle Mixture Screw Set**.....#1496
Pair of idle mixture screws and springs for all Edelbrock square-bore carburetors.
- Banjo Fitting** (with 3/8" inlet, 5/8"-20)#8089
- 6 AN Fitting** (5/8"-20).....#8087
- Inverted Flare Fitting** (for 3/8" tubing, 5/8"-20).....#8090
- Throttle Cable Plate with Morse Cable Bracket**#8197
- Idle Compensator Kit**.....#8059
Maintains correct idle speed when air conditioner is on. Includes 12-volt solenoid and mounting bracket for all Edelbrock square-bore carburetors.
- Quadrajets Adapter Plate**#2696
Adapter for mounting Edelbrock square-bore carbs to stock Quadrajets and Thermo-Quad manifolds.
- Quadrajets Adapter and Fuel Line Kit**#2697
All necessary hardware to add an Edelbrock square-bore carb to a stock Q-jet or Thermo-Quad manifold.

CARBURETOR MAINTENANCE KITS

- Float Kit** (includes 2 floats, 2 pins and a float setting gauge)#1469
- Accelerator Pump Assembly for #1400, #1403, #1404, #1405, #1406, #1801, #1802, #1803, #1804, #1805, #1806, #1825, and #1826**.....#1470
- Accelerator Pump Assembly for #1407, and #1411**.....#1467*
- Accelerator Pump Assembly for #1412, #1413, #1812, and #1813**#1468*
- Marine Accelerator Pump** (includes seal, spring and cup assembly for #1409/#1410).....#1471*
- Gasket Kit** (includes airhorn and carb-to-manifold gasket)#1472
- Performer Series Linkage Kit** (includes 1 ea. of 7 links and 6 retaining clips).....#1473
- AVS Carb Linkage Kit** (includes 1 ea. of 7 links with black finish and 6 retaining clips).....#1873
- Carburetor Rebuild Kit** (includes parts & gaskets to rebuild all Edelbrock square-bore carbs).....#1477
- Replacement Fuel Inlet Fitting** (5/8"-20, 3/8" nipple, gold iridited)#1497
- Replacement Needles and Seats** (.0935" diameter, pair)#1498
- Airhorn Gasket** (5 gaskets).....#1499
- Carburetor Base Gasket** (2 gaskets).....#3899

AIR/FUEL RATIO MONITOR

This Air/Fuel Monitor displays the actual air/fuel mixture in ratios from approximately 12 to 15:1. Use it to guide carburetor adjustment and jetting or to improve ignition spark advance curves. Not for use with leaded fuels or alcohol. Kit includes oxygen sensor, bung, harness, display unit and installation instructions.

- Air/Fuel Ratio Monitor**#6593
- Replacement Oxygen Sensor with 18mm Bung**.....#3591



Chromed Steel Fuel Kit #8126 with no fuel filter



Dual Feed Fuel Line Kit #8133 includes an anodized aluminum fuel filter



Single-Feed Fuel Line Kit Chrome Steel Fuel Kit #8131

FUEL INLET AND FILTER KITS SINGLE FEED FOR EDELBROCK PERFORMER SERIES AND THUNDER SERIES AVS CARBURETORS


These fuel inlets for Edelbrock carburetors provide a clean and custom plumbing solution. The drop-down design routes the fuel line on the right-hand (passenger side) of the carburetor below the linkage and choke housing. The #8126 includes a barbed end for a push-on 5/16" or 3/8" rubber fuel line. The #8131 and #8134 include an aluminum fuel filter with a 40 micron filter element and -6 AN male inlet will accept an Edelbrock fuel line kit for a complete fuel-pump to carburetor plumbing solution. They are manufactured of chrome plated steel and include a 5/8" -20 threaded banjo bolt with gaskets.

- Chromed Steel Fuel Line with no fuel filter and 3/8" barbed end inlet.....#8126**
- Single-Feed Fuel Line with polished aluminum filter** (replacement filter only #8129)#8131
- Single-Feed Fuel Line with blue anodized aluminum filter** (replacement filter only #8130)#8134
- 6 AN female to barb** (for use when using push-on fuel line with #8131 and #8134)#624010

DUAL FEED FOR EDELBROCK THUNDER SERIES AVS CARBURETORS

These dual feed fuel inlets are designed specifically for Edelbrock Thunder Series AVS carburetors. The drop-down design routes the fuel line on the right-hand (passenger side) of the carburetor below the linkage and choke housing. Options include a barbed end for a push-on 5/16" or 3/8" fuel line or -6 AN aluminum fuel filter with a 40 micron filter element. Match with Edelbrock fuel line kit for a complete fuel-pump to carburetor plumbing solution. They are manufactured of chrome plated steel and include a 5/8" -20 threaded banjo bolt with gaskets.

- Dual-Feed Fuel Line with blue anodized aluminum filter** (replacement filter only #8130)#8133
- Dual-Feed Fuel Line with polished aluminum filter** (replacement filter only #8129)#8128
- Chromed Steel Dual-Feed Fuel Line with no fuel filter and 3/8" barbed end inlet#8132**
- 6 AN female to barb** (for use when using push-on fuel line with #8128 and #8133)#624010



Fuel Line & Filter Kit #8134 includes an anodized aluminum fuel filter



-6 AN female to barb #624010



Russell Performance Products is an Edelbrock Company

HIGH FLOW FUEL FILTERS

Designed for high volume fuel systems these high-quality fuel filters are manufactured of billet aluminum and offer 40 micron filtration. These filters are 3" long by 1-1/4" in diameter and include a 40 micron disc element with a -6 male inlet/outlet. Match with Edelbrock pump-to-carb fuel line kits for a complete plumbing solution.

- Polished aluminum filter#8129**
- Blue anodized aluminum filter#8130**
- Black anodized aluminum filter#650133**
- Replacement filter element#651670**
- 6 AN female to barb** (for use when using push-on fuel line with -6 fuel filter)#624010



Dual-Quad Fuel Line Kit #8088



Dual-Quad Fuel Line Kit #8091 with Endura finish



Dual-Quad Fuel Line Kit #80913



Black Fuel Filter #650133



Blue anodized Fuel Filter #8130



Polished Fuel Filter #8133

DUAL-QUAD FUEL HOSE KIT

Supplies fuel to two Edelbrock carbs when used on Edelbrock Dual-Quad manifolds. Use with a fuel hose kit such as our #8122 or #8127. 6-7/16" center-to-center, 1/8"-NPT fuel pressure port and a 3/8"-NPT fuel inlet.

- Dual-Quad Fuel Line Kit.....#8088**
- Dual-Quad Fuel Line Kit (Endura finish)#8091**
- Dual-Quad Fuel Line Kit (ProClassic finish)#80913**

POWER PKG
KITS
SUPERCHARGERS
CRATE ENGINES
CARBS & ACCESS.
FUEL PUMPS
GASKETS
INSTALL ITEMS
EFI
MANIFOLDS
HEADS
CAMS & ACCESS.
NITROUS
WATER PUMPS
ACCESS.
EXHAUST
SUSPENSION
SHOCKS
QWIKDATA
INDEX



CARBS FUEL FILTERS & MORE



Fuel Line Kit #8101



Braided Stainless Steel Fuel Hose Kit #8123



ProClassic Fuel Hose Kit #81233



ProClassic Fuel Hose & Filter Kit #8102



ProClassic Fuel Hose & Filter Kit #8103

As-cast Fuel Block #1290

NEW

As-Cast Fuel Block #1285



As-Cast Fuel Block #1280

UNIVERSAL FUEL HOSE & FILTER KIT

Designed for quick installation when retaining part of the stock steel fuel line, simply cut the stock line and install the compression fitting. Use supplied neoprene hose, clamp and special fuel filter and connect to carb. Will work with either 5/16" or 3/8" lines. Kit includes fuel filter, special fittings to adapt 5/16" and 3/8" steel line to 3/8" fuel hose, 24" of 3/8" fuel hose (SAE 30R7) and four stainless steel worm-type hose clamps.



Universal Fuel Hose & Filter Kit #8135

Universal Fuel Hose & Filter Kit.....#8135

ADJUSTABLE DUAL-FEED FUEL LINE KIT FOR ALL HOLLEY DUAL-FEED CARBS

Made from aircraft quality buna-N neoprene hose encased in braided stainless steel, this fuel line kit is temperature, gas and oil resistant. Made for 3/8" NPT fitting, the fuel line is adjustable between the carb bowls from 7-1/2" to 11-1/2". Includes 1/8" pipe fitting, plug for fuel pressure gauge, etc. Hose nipple not included.

Braided Steel Dual-Feed Fuel Line Kit.....#8101

FUEL PUMP TO CARB INLET HOSE KITS FOR EDELBROCK FUEL PUMPS WITH 3/8" OUTLET

These high-quality fuel line kits offer a clean and precise fuel supply line for mechanical fuel pumps with 3/8" NPT outlet, when using an Edelbrock Single-Feed or Dual-Feed fuel inlet kit #8128, #8131, #8133 or #8134. These hose kits are pre-assembled hose with hose ends and are available with stainless steel braided hose or black nylon fabric ProClassic hose. Carb fuel inlet not included, see page 39 for applications.

Braided Stainless Steel Fuel Hose Kit (for S/B Chevy, S/B Chrysler, and B/B Chrysler)#8123

Braided Stainless Steel Fuel Hose Kit (for AMC, B/B Chevy, S/B Ford, 429/460 Ford & Pontiac) ..#8124

Braided Stainless Steel Fuel Hose Kit (for Small-Block Fords)#8125

ProClassic Black Fuel Hose Kit (for S/B Chevy, S/B Chrysler, and B/B Chrysler).....#81233

ProClassic Black Fuel Hose Kit (for AMC, B/B Chevy, S/B Ford, 429/460 Ford & Pontiac)#81243

FUEL PUMP TO CARB HOSE KITS COMPLETE FUEL PUMP TO CARBURETOR FUEL HOSE

These high-quality fuel line kits offer a clean and precise fuel supply line for mechanical fuel pumps with 3/8" NPT to the 5/8" -20 fuel inlet on Edelbrock Performer Series and Thunder Series AVS Carbs. They are manufactured with Russell ProClassic hose and include fuel filter, 5/8" -20 banjo bolt and gaskets. Will not work with OEM or equivalent fuel pumps.

ProClassic Fuel Hose with Street Fuel Filter.....#8102

ProClassic Fuel Hose with Competition Fuel Filter#8103



NEW



Polished Fuel Block #12901

FUEL DISTRIBUTION BLOCKS FOR DUAL, TRIPLE AND QUAD CARBURETOR SETUPS

Edelbrock has reintroduced the vintage cast aluminum fuel blocks for dual, triple and quad carb applications for your hot rod or custom applications. These fuel blocks feature a single 3/8" inlet and one, two or four 1/4" outlet, depending on application. Each fuel block has four holes for mounting to a firewall. Available as-cast or with polished finish.

	As-Cast	Polished
Dual Outlet Fuel Block	NEW #1280	NEW #12801
Triple Outlet Fuel Block	NEW #1285	NEW #12851
Quad Outlet Fuel Block	NEW #1290	NEW #12901